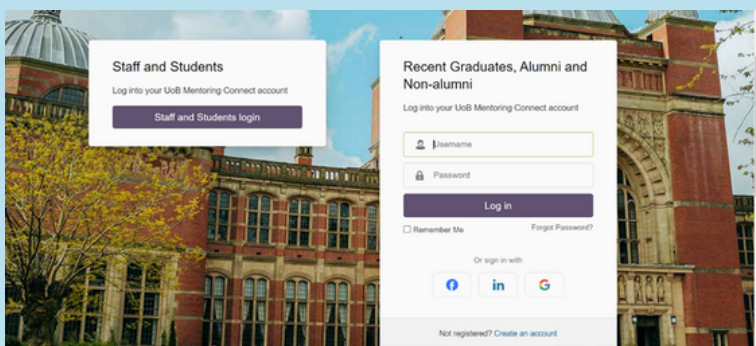


UOB MENTORING CONNECT



HOW TO REGISTER



1) CREATE AN ACCOUNT

Visit mentoring.bham.ac.uk

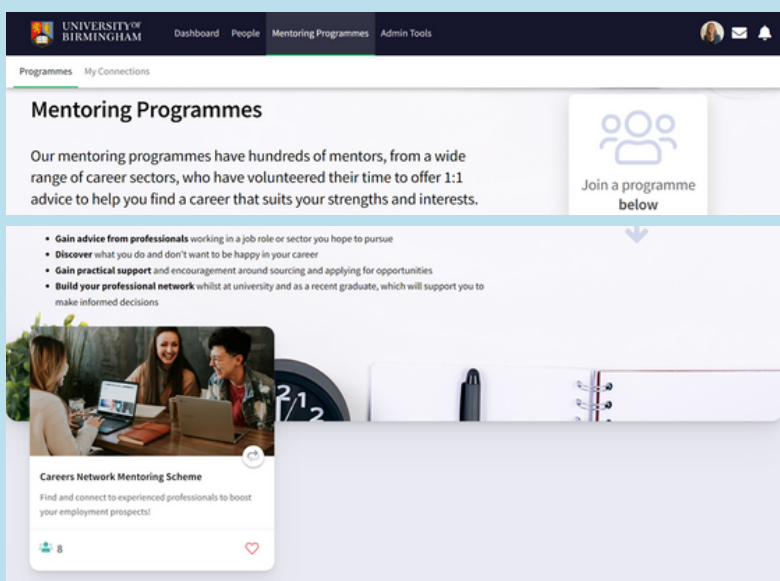
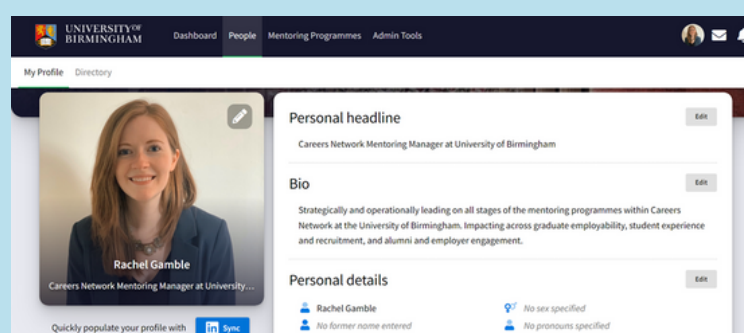
For current students: click 'Staff and Students login' to access the platform via Single Sign-On.

For recent graduates: click 'create an account'.

Complete the verification questions.

2) UPDATE YOUR PROFILE

Update your profile with further information and a headshot. You can do this either manually or by clicking 'Sync with LinkedIn'.



3) JOIN A MENTORING PROGRAMME

Click 'Mentoring Programmes' along the taskbar at the top of the screen.

Click 'Join' the Careers Network Mentoring Scheme.

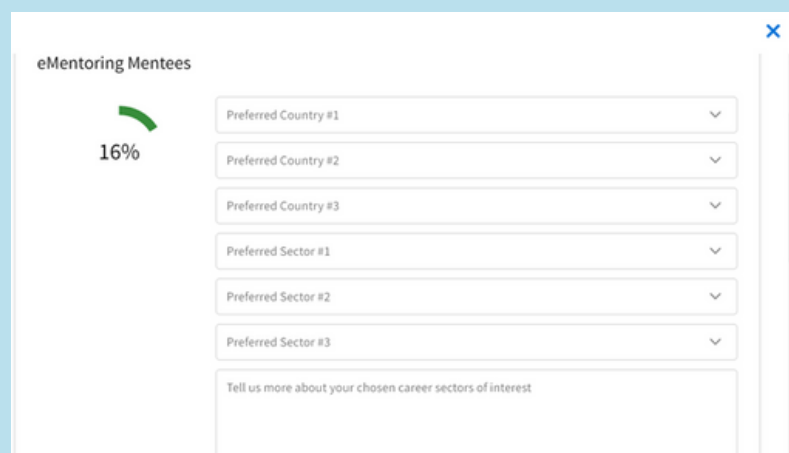
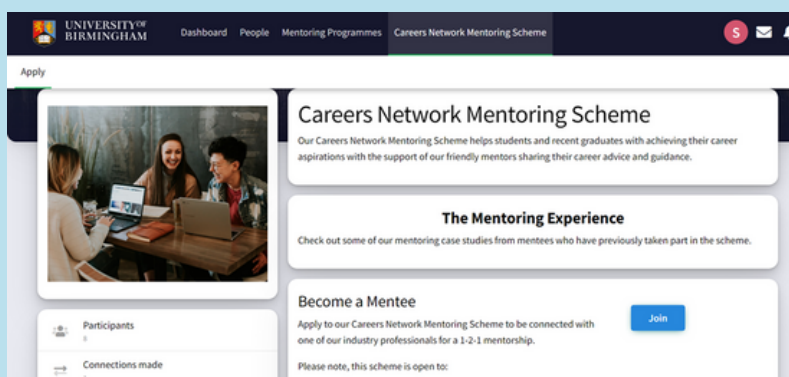
4) BECOME A MENTEE

Click 'Join' to become a mentee

Complete the mentee application questions.

Your answers will help us to match you to a relevant mentor so please provide as much information as possible.

You can edit these at a later date if you need to.



5) YOU ARE READY TO START YOUR MENTORING JOURNEY!

Our Mentoring Team will be in touch once we have found you a suitable mentor.

In the meantime, remember to [complete our online mentee training](#) to help you prepare for your mentorship.

For any questions please contact mentoring@contacts.bham.ac.uk