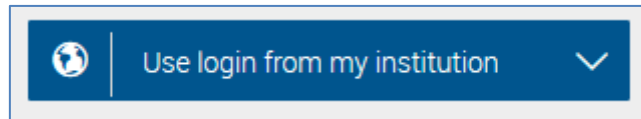
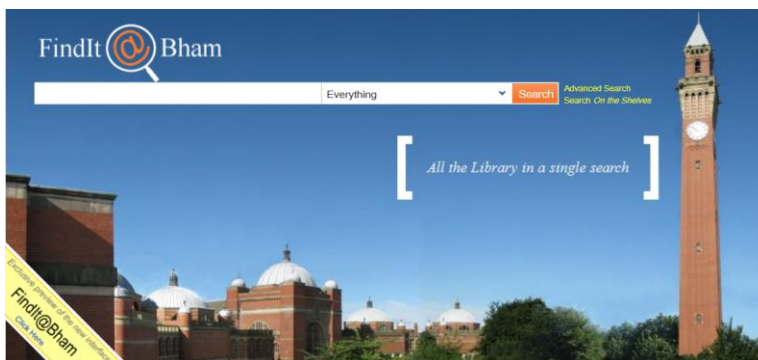


## Transferring e-shelf references from FindIt@Bham into RefWorks

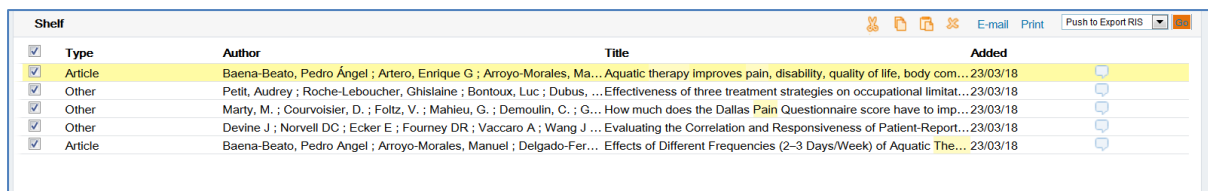
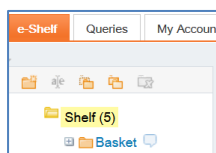
1. Log in to RefWorks in the usual way using the **Use Login from my Institution** function:



2. Sign into classic FindIt (top right) of screen to access your e-shelf of favourite items saved from any previous search results.



3. Select (tick) items in any folders that you have already set up and want to save for re-use later



Type	Author	Title	Added
<input checked="" type="checkbox"/>	Baena-Beato, Pedro Ángel ; Artero, Enrique G ; Arroyo-Morales, Ma...	Aquatic therapy improves pain, disability, quality of life, body com...	23/03/18
<input checked="" type="checkbox"/>	Petit, Audrey ; Roche-Leboucher, Ghislaine ; Bontoux, Luc ; Dubus, ...	Effectiveness of three treatment strategies on occupational limitat...	23/03/18
<input checked="" type="checkbox"/>	Marty, M. ; Courvoisier, D. ; Foltz, V. ; Mahieu, G. ; Demoulin, C. ; G...	How much does the Dallas Pain Questionnaire score have to imp...	23/03/18
<input checked="" type="checkbox"/>	Devine J ; Norvell DC ; Ecker E ; Fourney DR ; Vaccaro A ; Wang J ...	Evaluating the Correlation and Responsiveness of Patient-Report...	23/03/18
<input checked="" type="checkbox"/>	Baena-Beato, Pedro Angel ; Arroyo-Morales, Manuel ; Delgado-Fer...	Effects of Different Frequencies (2-3 Days/Week) of Aquatic The...	23/03/18


3. Choose the option **Push to RefWorks** from the drop down menu on the right of the screen.



Click on **Go**

4. When asked, select the option to **Export to the new RefWorks** (the blue option):

Which version of RefWorks would you like to export to?




**RefWorks**

Export to legacy RefWorks

If you recognize the round orange RefWorks logo and have a legacy RefWorks account, select this version to export to. Legacy RefWorks is the version of RefWorks available at most institutions.

OR



ProQuest®  
**RefWorks**

Export to the new RefWorks

If you recognize the square blue RefWorks logo and have a new RefWorks account, select this version to export to. The new RefWorks is not yet available at all institutions and yours may not support it.

This will export your references to the **Last Imported** folder in your RefWorks library.

5. Remember to check that all information fields required (e.g. Author/ Title / Source) have exported correctly into your RefWorks library.

There is information about how to use RefWorks on the i-cite guide at:

<https://intranet.birmingham.ac.uk/as/libraryservices/library/referencing/icite/software/refworks-new.aspx>