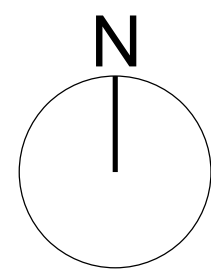






1 2 5 10 20 30m

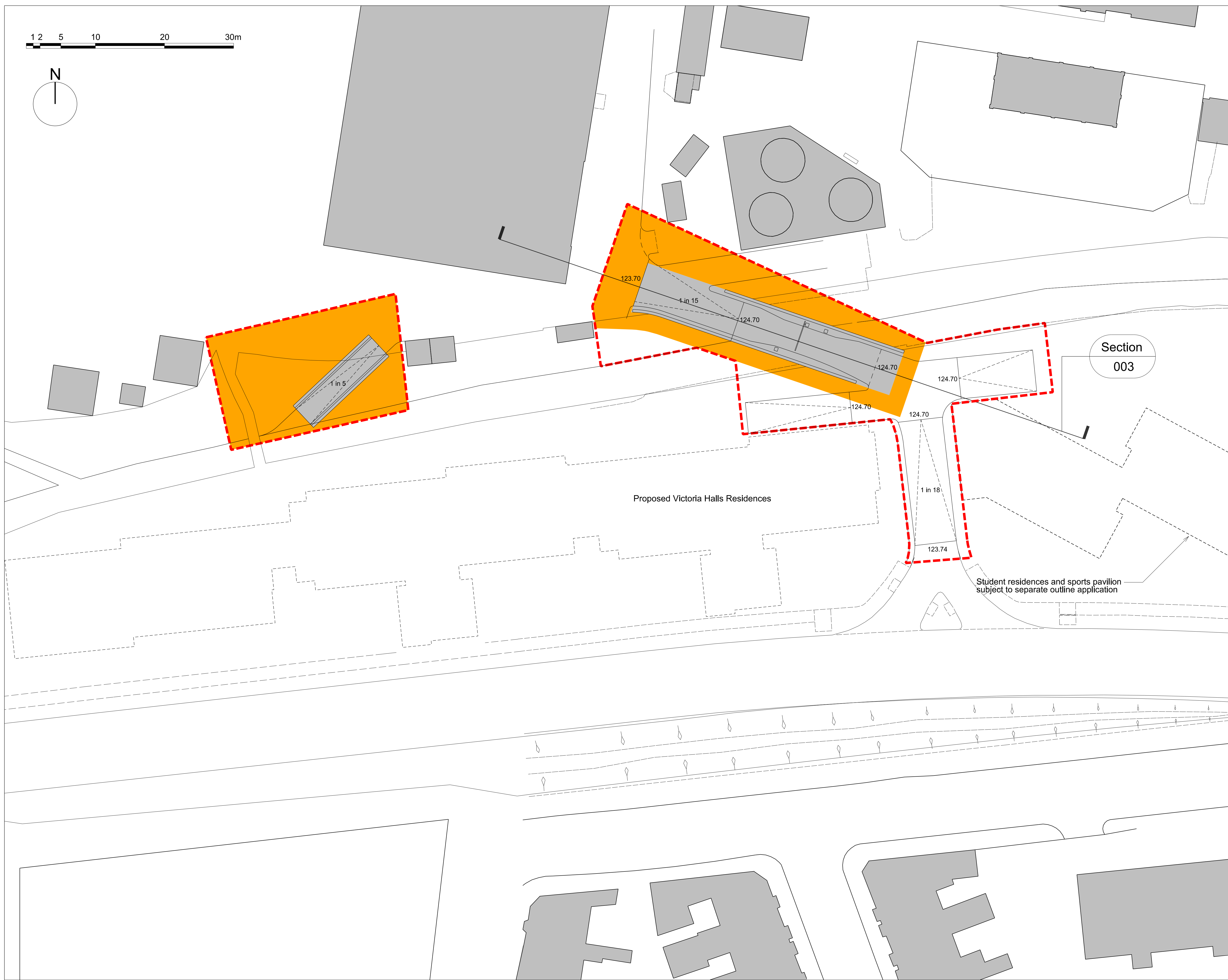


GENERAL NOTES

DO NOT SCALE DRAWINGS. USE FIGURED DIMENSIONS ONLY.  
 ALL DIMENSIONS TO BE CHECKED ON SITE DISCREPANCIES TO BE REPORTED IMMEDIATELY TO THE ARCHITECT  
 FOR STRUCTURAL DIMENSIONS AND SETTING OUT SEE STRUCTURAL ENGINEERS DRAWINGS  
 ALL INFORMATION SUBJECT TO STATUTORY APPROVALS BEING OBTAINED  
 INFORMATION NOT TO BE USED OTHER THAN AS DEFINED BY THE DRAWING STATUS

SPECIFIC NOTES:-

-  Redline application boundary
-  Existing building
-  Indicative bridge/ramp footprint
-  Maximum extent of bridge/ramp footprint



Section  
003

Proposed Victoria Halls Residences

Student residences and sports pavilion  
subject to separate outline application

Rev	Date	Description	By	Chk	App
A	01/03/2012	Issued for planning	RB	GF	RS

**MJP**  
ARCHITECTS

9 HENEGE STREET, SPITALFIELDS, LONDON, E1 5LJ  
 Tel. 020 7377 9262 Fax. 020 7247 7854  
 email [mjp@mjparchitects.co.uk](mailto:mjp@mjparchitects.co.uk) web [www.mjparchitects.co.uk](http://www.mjparchitects.co.uk)  
MacComac Jameson Pritchard Ltd Registered in England No: 03163370

Key

Client  
**University of Birmingham**

Project  
**Edgbaston Campus  
Grange Road Bridge Project**

Title  
**Bridge/Ramp Footprint  
Parameters Plan**

Job No.  
0504

Scale  
1:250@A1 / 1:500@A3

Date  
06/02/2012

Issue Status  
**P L A N N I N G**

Project No.	Disc	Zone	Drwg Set	Serial	Rev
0504	A	HA	05	004	A

SUSERS