



UNIVERSITY OF
BIRMINGHAM

How to make an online application

International Students Team (IST)



What is this Workshop about?

- Visa application process
- Visa application fees
- How to make a Student Route Visa Online Application




Cost of Application

- Standard - £348
You will usually get a decision within 3 weeks of attending your appointment at the Visa Application Centre
- Priority -
A decision will be made up to 5 working days of attending your appointment at the Visa Application Centre. There will be an additional cost for this service.
- Super Premium -
Decision will made up to 24 hours of you submitting your biometric information. There will be an additional cost for this service.
- Immigration Health Sur Charge IHS



Online Visa Application Process From outside the UK

- Log on to <https://www.gov.uk/> and click on Visas and immigration as shown below:



The screenshot shows the GOV.UK homepage. At the top left, there is a search bar with the text "Search GOV.UK" and a magnifying glass icon. To the right of the search bar, there is a "Popular on GOV.UK" section with several links: "Coronavirus (COVID-19): guidance and support", "Travel advice: coronavirus (COVID-19)", "The UK has left the EU: check the new rules for January 2021", "Find a job", and "Personal tax account".

Benefits

Includes eligibility, appeals, tax credits and Universal Credit

Births, deaths, marriages and care

Parenting, civil partnerships, divorce and Lasting Power of Attorney

Business and self-employed

Tools and guidance for businesses

Childcare and parenting

Includes giving birth, fostering, adopting, benefits for children, childcare and schools

Citizenship and living in the UK

Disabled people

Includes carers, your rights, benefits and the Equality Act

Driving and transport

Includes vehicle tax, MOT and driving licences

Education and learning

Includes student loans, admissions and apprenticeships

Employing people

Includes pay, contracts and hiring

Environment and countryside

Money and tax

Includes debt and Self Assessment

Passports, travel and living abroad

Includes renewing passports and travel advice by country

Visas and immigration

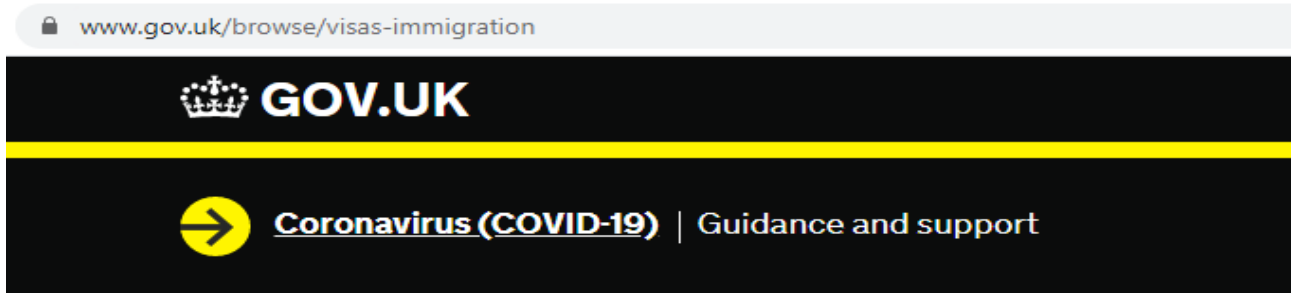
Visas, asylum and sponsorship

Working, jobs and pensions

Includes holidays and finding a job



- Click on 'Study in the UK' as shown below:



[Home](#)

- [Benefits](#) >
- [Births, deaths, marriages and care](#) >
- [Business and self-employed](#) >
- [Childcare and parenting](#) >
- [Citizenship and living in the UK](#) >
- [Crime, justice and the law](#) >
- [Disabled people](#) >
- [Driving and transport](#) >
- [Education and learning](#) >

Visas and immigration

What you need to do

Check if you need a UK visa, apply, manage your application, biometric residence permits >

EU, EEA and Commonwealth citizens

Settled and pre-settled status for EU citizens, EEA family permits, UK Ancestry visa >

Visit the UK

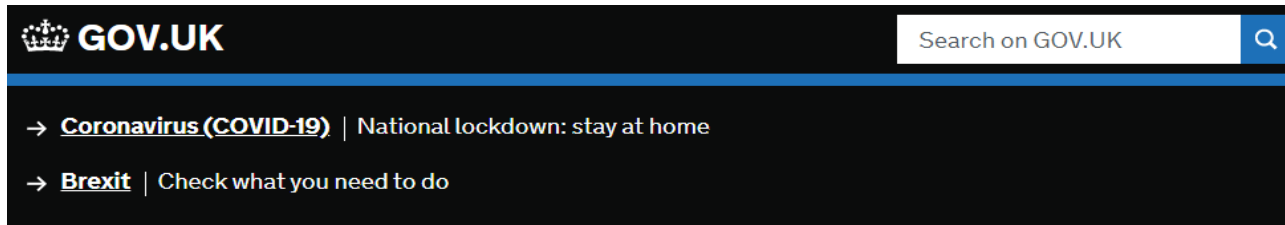
Visit for a holiday, business or a short stay (up to 6 months), airport transit visas >

Study in the UK

Short-term study visas and visas for longer courses, degrees and independent schools >



Click on 'Student Visa' as shown below.



[Home](#) > [Visas and immigration](#)

Benefits

Births, deaths,
and care

Business and s

Childcare and p

Citizenship and
UK

Crime, justice a

Disabled peop

Driving and tra

Education and

Employing peo

Environment a
countryside

Housing and lo

Money and tax

Passports, trav

Browse: Visas and immigration

What you need to do

Check if you need a UK visa, apply, manage your application, biometric residence permits >

EU, EEA and Commonwealth citizens

Settled and pre-settled status for EU citizens, EEA family permits, UK Ancestry visa >

Visit the UK

Visit for a holiday, business or a short stay (up to 6 months), airport transit visas >

Study in the UK

Short-term study visas and visas for longer courses, degrees and independent schools >

Work in the UK

Paid and voluntary work, entrepreneur and investor visas >

Family in the UK

Partner, spouse and family member visas and permits >

Browse: Study in the UK

Find the right study visa

[Check if you need a UK visa](#)

Types of study visa

[Student visa](#)

[Child Student visa](#)

[Standard Visitor visa](#)

[Study English in the UK \(Short-term study visa\)](#)

Sponsors and sponsorship

[Students: if your education provider loses their sponsor licence](#)

[UK visa sponsorship management system](#)

Detailed guidance

[Visas and immigration operational guidance](#)



Click on 'Apply' as shown below



→ [Coronavirus \(COVID-19\)](#) | National lockdown: stay at home


→ [Brexit](#) | Check what you need to do

Part of
[Study in the UK on a Student visa](#)

Student visa

Contents

- [Overview](#)
- [Your course](#)
- [Money you need](#)
- [Knowledge of English](#)
- [Documents you'll need to apply](#)
- [Apply](#)
- [Your partner and children](#)
- [Extend your visa](#)
- [Switch to this visa](#)



□ Scroll down to 'Apply outside the UK' and click on 'Start Now'

- Apply
- [Your partner and children](#)
- [Extend your visa](#)
- [Switch to this visa](#)

Apply

You must apply online for a Student visa.

Check which [documents you'll need to apply](#).

Apply outside the UK

As part of your application, you'll need to prove your identity. How you do this depends on where you're from and what type of passport you have.

You'll either:

- give your fingerprints and a photograph (biometric information) at a [visa application centre](#)
- use the 'UK Immigration: ID Check' app to scan your identity document - you'll also create or sign into your UK Visas and Immigration (UKVI) account

You'll be told what you need to do when you apply.

Once you've started your application, you can save your form and complete it later.

Start now >

Part of

[Study in the UK on a Student visa](#)

Show all steps 

1 Check if this visa is right for you

Show 

2 Prepare the evidence you need

Show 

3 Apply from outside the UK

Hide 

[Apply from outside the UK](#) – £348

You'll need to prove your identity as part of your application.


You'll usually get a decision within 3 weeks.

[Find out if you can pay more to get a faster decision](#)



Apply outside the UK

- You must apply online for a Student Route visa.
- You'll need to have your fingerprints and photograph taken at a visa application centre (to get a biometric residence permit) as part of your application.
- You'll have to collect your biometric residence permit within 10 days of arrival in the UK. Unless you are required to self-isolate.



Application Form

- Select 'No'. You will be living in the UK itself, not a Crown Dependency.



Are you intending to live in one of the Crown Dependencies of the United Kingdom?

The Crown Dependencies are Jersey, Guernsey and the Isle of Man

Yes No

Continue



Application Form

- Select the option that applies to you. If you do have a chipped EEA Passport then you will need to follow a different process.



[◀ Back](#)

Do you have a current EU, EEA or Swiss passport?

The EEA includes the EU countries and Iceland, Liechtenstein and Norway

Yes No

Continue



Application Form

- Select your preferred language.

 **GOV.UK**

Visas and Immigration

Select your language

You can read the questions in a different language, but your answers must be in English.

All words used in any translation are there to help. The English version of the questions will be used to assess your application.

Please select your language:

- English - please select your language
- 简体中文 - 请选择您的语言
- हिन्दी - कृपया अपनी भाषा चुनें
- Русский - пожалуйста, выберите ваш язык
- Türkçe - lütfen dilinizi seçin
- ไทย - โปรด เลือกภาษาของคุณ
- العربية - الرجاء تحديد اللغة
- اردو - آپ کی زبان کا انتخاب کریں
- বাংলা - দয়া করে আপনার ভাষা নির্বাচন করুন
- Français - s'il vous plaît choisir votre langue



Application Form

- Scroll down to Student then click

Next

- Tier 1 (Entrepreneur)
- Skilled Worker visa
- British Nationals (Overseas) visa
- Tier 2 (Sportsperson) visa
- Tier 2 (Minister of Religion) visa
- Intra-Company Transfer and Graduate Trainee
- Frontier Worker
- Short-term student visa
- Student



- Begin typing your country in the text box and select from the drop down menu the press

Next

visas-immigration.service.gov.uk/country-selection



Visas and Immigration

Select a country to provide your biometrics

To complete your application, you must make arrangements to provide your biometrics (fingerprints and facial photograph) with our commercial partner, which may involve attending one of their centres. You will be able to see the options available to you after you have completed your application and continue to our commercial partner's website.

Enter the country in which you are making your application and wish to provide your biometrics



▶ [Can I enter any country?](#)

Next



Check available biometric enrolment locations

! The continued international effort to limit the impact of the coronavirus (COVID-19) pandemic has resulted in the disruption of services at some of the UK's visa application centres. To check the availability of services at your preferred application centre you can find more information by visiting the website of our commercial partner [VFS Global](#) who operates our centres around the world.



You must [check the available biometric enrolment locations](#) for your country of application. You will not be able to change your country of application after you have submitted your application.

If you have entered a country where no biometric enrolment location is available, then you will be redirected to another country. If it is difficult for you to travel to the redirected country, then you can [change the country where you will be providing your biometrics](#).

China

[Change the country where you will be providing your biometrics](#)



- I have checked [available biometric enrolment locations](#) and can travel to a location in my selected country. If no location is available in that country, then I confirm that I can travel to a location in the redirected country.
- I am unable to travel to a location in my selected country or, as there is no location available, to the redirected country.

Next



- You will need to check the availability of service at the Visa Application Centre in your country of application
- If the service is not available you will be able to change the country where you will be providing you biometric data
- Confirm whether you are able to travel to the location in your selected country
- Then click 'Next'



- Read the information on the page, scroll down and click ‘apply now’

Student visa

Use this form to apply from outside the UK for a Student visa.

You cannot add family members (‘dependants’) to this application. You must complete a [separate form](#) for your dependants.

Before you apply

Before you start your application, [read the guidance](#) on:

- eligibility
- how to apply and required documents
- fees

How long it takes you to complete the application will depend on your particular situation. You will be able to save your application and come back to it at another time if you need to.

If you are inactive for 25 minutes you will be automatically logged out.

How we use your data

The Home Office will use the personal information you provide to decide whether to grant your application. We may also share your information with other public and private sector organisations in the UK and overseas. For more detail please see the [Privacy Notice for the Border, Immigration and Citizenship system](#). This also sets out your rights under the Data Protection Act 2018 and explains how you can access your personal information and complain if you have concerns about how we are using it.

Apply now



- Scroll down and add your email address and a password. Press 'Save and Continue'

Enter an email address and password so you can save your answers. You will then be emailed a unique link to let you log back in to your application at a later point, if needed.

Throughout your application, you can select the option to 'Return to this application later' in order to re-send the link to your latest saved application.

Email address



Create a password

Your password must be 8 characters or longer and include a letter and a number or symbol.



Repeat your password



Save and continue



Option to add a second email account. Then press 'save and continue'

We may use email to contact you about your application, for example, we may contact you for further information, or send a decision on your application by email. We may also use email to contact you about your immigration status after your application has been decided.

You must notify us immediately if the contact email addresses you provide as part of this application change.

UOB@bham.ac.uk

If your email is wrong, click [here](#) to change it.

Who does this email address belong to?

You



Someone else

Save and continue



Then you will be given a option to add a second email account. Then press 'save and continue'

Do you have another email address?

Yes

No

Save and continue

[Return to this application later](#)

[▶ Show and edit answers](#)



Enter your contact details

You must notify us immediately if the contact telephone number(s) you provide as part of this application change.

Provide your telephone number

Only include numbers, and for international numbers include the country code. You will be able to add any additional telephone numbers after you click 'Save and continue'.



Where do you use this telephone number?

You can select more than one option

For use whilst in the UK



For use whilst out of the UK

Select whether this is your home, mobile or work telephone number

You can select more than one option

Home telephone number



Business telephone number

Mobile telephone number

Save and continue



- Enter your telephone number.
- Select where you will use this phone number
- Select the type of phone number you have given

Do you have any other telephone numbers?

Yes

No



Save and continue



Contact details continued...

- Select how best you can be contacted

Are you able to be contacted by telephone?

I can be contacted by telephone call and text message (SMS)

I can only be contacted by telephone call

I can only be contacted by text message (SMS)

I cannot be contacted by telephone call or text message (SMS)



Save and continue



Scholarship

Do you have a Marshall, Chevening or commonwealth scholarship?

Check the [postgraduate scholarship guidance](#), if you do not know.

Yes No

Save and continue



Confirmation of Acceptance of Study

□ Enter your CAS number

Do you have a Confirmation of Acceptance for Studies (CAS) number?

Yes

No

Confirmation of Acceptance for Studies reference number

Save and continue



Personal details

- ❑ You will then be asked to enter your personal details.
- ❑ Your name and any other name
- ❑ Gender and relationship status
- ❑ Nationality, Country and date of birth



Your Name

Enter your name, as shown in your current passport or travel document.

Your given name is usually your first name. Your family name is the surname that is shared by your family. If you have middle names, include these with your given name. If your name has a suffix (e.g. Jr), include this with your given name. If you have a patronymic name include it with your given names. You must tell us all your given names.

Given name(s)

Family name

▶ [I cannot enter my name using a current passport or travel document](#)

Save and continue



Additional Name

In addition to the names already provided, are you now or have you ever been known by another name?


You must provide all your names. For example, if you changed your name after marriage or have a different name that you use for professional purposes.

Yes No

[Save and continue](#)

[Return to this application later](#)

[▶ Show and edit answers](#)



Gender and Relationship Status

What is your gender, as shown in your passport or travel document?

- Male
- Female
- Unspecified

What is your relationship status?

▶ [I am unsure of my current relationship status](#)

Save and continue



Your Address

Address

Town/City

Province/Region/State

Postal code (if applicable)

Country

Is this address also your correspondence address?

We may use this address to contact you about your application, including after it has been decided.

Yes No

[Save and continue](#)

[Return to this application later](#)

[▶ Show and edit answers](#)



About this property

How long have you lived at this address?

Select a unit of time and enter a value

What is the ownership status of your home?

- I own it
- I rent it
- Other

Save and continue

[Return to this application later](#)

▶ [Show and edit answers](#)



Your Passport



You must use your passport or travel document to complete this section.

Passport number or travel document reference number

Issuing authority

On your passport or travel document this could also be referred to as 'country of issue' or 'place of issue'.

Issue date

Enter date in the format DD MM YYYY

Day Month Year

Expiry date

Enter date in the format DD MM YYYY

Day Month Year

Save and continue



Identity Card

Do you have a valid national identity card?

This includes identity cards, issued from non-UK governments. This does not include driving licences. If you have an internal passport, provide the details here.

Yes

No

Save and continue

[Return to this application later](#)

▶ [Show and edit answers](#)



Your Nationality, Country and Date of Birth

Country of nationality

Enter your country of nationality or citizenship, as shown on your passport or travel document. If you have previous or additional nationalities or citizenships, you will be able to add these later in the application.

Country of birth

Place of birth

Enter your place of birth (for example, the city or province), as shown on your passport or travel document.

Date of birth

For example, 31 3 2020

Day Month Year

[Save and continue](#)



Your Other Nationalities

Do you currently hold, or have you ever held, any other nationality or citizenship?


You must provide all the nationalities that you currently hold or have ever held.

Yes No

[Save and continue](#)

[Return to this application later](#)

▶ [Show and edit answers](#)



Previous evidence of English language ability

Have you provided evidence of your English language ability in a previous application?

You must have provided evidence that you either:

- scored level B1, B2, C1 or C2 on an approved English language test which assessed your reading, writing, speaking and listening skills
- have a degree which was taught in English
- have an English GCSE, A level or Scottish National 4 or 5, Higher, or Advanced Higher qualification

Yes No

Save and continue



Spoken Language Preference

We may have to talk to you about your application. Which language would you prefer to use?

English

Other

Save and continue

[Return to this application later](#)

▶ [Show and edit answers](#)



English qualification from a UK school

Do you have an English language or literature qualification from a UK school?

This must be from a school you attended when you were under 18. You will need to provide your exam certificate.

You can use a GCSE, A level, National 4 or 5, Higher, or Advanced Higher qualification.

Yes

No

Save and continue



English Language Assessment

Are you coming to the UK to study at a higher education institution?

A Higher Educational Institution (HEI) is an educational body in receipt of public funding that awards academic qualifications and professional certificates.

Yes No

[Save and continue](#)

[Return to this application later](#)

▶ [Show and edit answers](#)



English Language Assessment

Are you coming to the UK to study at a higher education institution?

A Higher Educational Institution (HEI) is an educational body in receipt of public funding that awards academic qualifications and professional certificates.

Yes No


Does your Confirmation of Acceptance for Studies (CAS) statement indicate that your English language ability was assessed by your institution or that you are a 'gifted' student?

Yes No

Save and continue

[Return to this application later](#)

▶ [Show and edit answers](#)



People Financially dependent on you

Does anyone rely on you for financial support?

Include both those travelling with you and those who are not.

This could include:

- children under 18
- children over 18 who live with you at home
- children who you look after all the time
- older relatives who need you for accommodation or other support

Yes

No

▶ [Will these dependants be included in my application?](#)

Save and continue



Give details about your parents

Give details about 2 of your parents.

► [What if I do not have my parents' details?](#)

What is this person's relationship to you?

Mother

Father

Given names

Family name

If they do not have both a given and family name, enter their name(s) in the Given names field.

Date of birth

Enter date in the format DD MM YYYY

Day Month Year

Country of nationality

Have they always had the same nationality?

Yes No

[Save and continue](#)



Family that live in the UK

Do you have any family in the UK?

This includes:

- immediate family - such as spouse, civil partner, parents or children
- grandparents or grandchildren
- your spouse or civil partner's family
- your child's spouse, civil partner or partner
- your partner, if you have lived with them for 2 out of the last 3 years

Yes

No

Save and continue



Who will you be travelling with?

Will you be travelling to the UK as part of an organised group?

This include travel companies or sports, work, or study groups.

Yes No

Save and continue

Will you be travelling to the UK with someone who is not your partner, spouse, or dependant?

Yes No

Save and continue



Where you will stay in the UK

Do you know where you will be staying in the UK?

Yes No

Save and continue

Where do you plan to stay in the UK?

Give as much detail as possible of where you intend to stay, for example in a hotel, private housing, or with friends.

Maximum of 500 characters

Save and continue



UK Travel History

Have you been to the UK in the past 10 years?

Yes No

Save and continue

Have you been issued with a UK visa in the past 10 years?

Yes No

Save and continue



Travel to other countries

How many times have you visited the following places in the past 10 years?

- Australia
- Canada
- New Zealand
- USA
- Switzerland
- European Economic Area (do not include travel to the UK)

▶ [Which countries are part of the European Economic Area \(EEA\)?](#)

- Zero
- Once
- 2 to 5 times
- 6 or more times

Save and continue

Have you been to any other countries in the past 10 years?

Do not include visits to the UK, USA, Canada, Australia, New Zealand, Switzerland or the European Economic Area.

▶ [Which countries are part of the European Economic Area \(EEA\)?](#)

- Yes No

Save and continue



Your planned travel information

Date you plan to arrive in the UK

Enter date in the format DD MM YYYY

Day Month Year

▶ [Why is this information important?](#)

Save and continue



Immigration History

For either the UK or any other country, have you ever been:

- Refused a visa
- Refused entry at the border
- Refused permission to stay or remain
- Refused asylum
- Deported
- Removed
- Required to leave
- Excluded or banned from entry

Yes No

Save and continue

Have you ever:

- entered the UK illegally
- remained in the UK beyond the validity of your visa or permission to stay
- breached the conditions of your leave, for example, worked without permission or received public funds when you did not have permission
- given false information when applying for a visa, leave to enter, or leave to remain
- breached UK immigration law in any other way

Yes No

Save and continue



Convictions and penalties

At any time have you ever had any of the following, in the UK or in another country?

Only select one answer at a time. If you need to give more than one answer, you can do so on another page.

- A criminal conviction
- A penalty for a driving offence, for example disqualification for speeding or no motor insurance
- An arrest or charge for which you are currently on, or awaiting trial
- A caution, warning, reprimand or other penalty
- A civil court judgment against you, for example for non payment of debt, bankruptcy proceedings or anti-social behaviour
- A civil penalty issued under UK immigration law
- No, I have never had any of these

You must tell us about spent as well as unspent convictions. You must tell us about any absolute or conditional discharges you have received for an offence.

You must read all of the information on this page before answering.

► [War crimes](#)

In either peace or war time have you ever been involved in, or suspected of involvement in, war crimes, crimes against humanity, or genocide?

Yes No

I have read all of the information about war crimes, including the guidance

Save and continue

Save and continue



Terrorist Activity, organisation and views

You must read all of the information on this page before answering.

▶ [Terrorist activities](#)

Have you ever been involved in, supported or encouraged terrorist activities in any country?

Yes No

▶ [Terrorist organisations](#)

Have you ever been a member of, or given support to, an organisation which has been concerned in terrorism?

Yes No

Have you, by any means or medium, expressed views that justify or glorify terrorist violence or that may encourage others to commit terrorist or other serious criminal acts?

Yes No

I have read all of the information about terrorist activities, organisations and views, including the guidance

Save and continue

You must read all of the information on this page before answering.

▶ [Extremist organisations](#)

Have you ever been a member of, or given support to, an organisation which is or has been concerned with extremism?

Yes No

▶ [Extremist views](#)

Have you, by any means or medium, expressed any extremist views?

Yes No

I have read all of the information about extremist organisations and views, including the guidance

Save and continue



Person of good character

Have you, as a part of your employment or otherwise, undertaken paid or unpaid activity on behalf of a non-UK government which you know to be dangerous to the interests or national security of the UK or its allies?

Yes No

Have you ever engaged in any other activities which might indicate that you may not be considered to be a person of good character?

Yes No

Is there any other information about your character or behaviour which you would like to make us aware of?

Yes No

Save and continue



Employment History

Have you ever worked for any of the following types of organisation?

Include information for any paid or unpaid work. Select all that apply.

- Armed Forces (career)
- Armed Forces (compulsory national or military service)
- Government (including Public or Civil Administration and non-military compulsory national service)
- Intelligence services
- Security organisations (including police and private security services)
- Media organisations
- Judiciary (including work as a judge or magistrate)
- I have not worked in any of the jobs listed above

Save and continue



Sponsors licence number and address

This information is on your Confirmation of Acceptance for Studies (CAS) statement, or contact your sponsor to get their licence number.

What is your sponsor licence number?

Sponsor's address

Town/City

Postcode

Save and continue

What type of sponsor will you be studying with?

The [Register of Student sponsors](#) sets out what type of sponsor each institution on the register is. A Higher Education Provider with a track record of compliance will have the status 'General Student Sponsor – Track Record'.

- Independent School
- Higher Education Provider
- Higher Education Provider with a track record of compliance
- Overseas Higher Education Provider
- Publicly Funded College
- Private Provider

▶ [What is the difference between a school and a higher education institution?](#)

Save and continue



UCAS

Did you apply for your course through UCAS?

Yes No

▶ [What is UCAS?](#)

Save and continue



Academic Technology Approval Scheme

Students of certain sensitive subjects, knowledge of which could be used in programmes to develop weapons of mass destruction or their means of delivery, will need to apply for an ATAS certificate before they can study in the UK. You can [find out if you need an ATAS certificate here](#).

Do you need to obtain permission from the ATAS?

Yes

No

Save and continue



Financial Sponsor

Will you be receiving money from an official financial sponsor for your continuing studies?

Yes

No

▶ [What is an official financial sponsor?](#)

Save and continue



Course Information

Name of sponsor institution (school/college/university)

Course name

Qualification you will get

This is the level of the qualification you will receive at the end of your course.

If you are unsure about the level of your qualification, [find out what qualification levels mean here](#) or ask your sponsor institution.

Are you going to be a student union sabbatical officer?

► [What is a student union sabbatical officer?](#)

Yes No

Save and continue

Course start date

Provide the start date of your main course of study, but do not include any other courses you may be taking before.

Enter date in the format DD MM YYYY

Day Month Year

Course end date

Day Month Year

Save and continue



Accommodation

Have you or your parent(s)/legal guardian(s) already paid any money to your sponsor for accommodation?

This is only money paid to your sponsor. For example, this does not include money paid to a private landlord or housing organisation. There is a limit on how much of this will count towards your maintenance requirement, and this is set out in the guidance [here](#)

Yes No

Save and continue



Course Fees

What are your course fees for your first year?

If your course is shorter than 12 months, state the total course fee. This information is on your Confirmation of Acceptance for Studies (CAS) statement. Alternatively, you can contact your sponsor for this information.

£

Have you or your parent(s) or legal guardian(s) already paid any of your course fees?

Please select No if your course does not have a fee.

Yes No

Save and continue

You must show that you have enough money to cover your course fees and living costs. [Read the guidance](#) to find out how much money you need to show and what documents you can use as evidence.

Are any of the maintenance funds required for this application in the form of a student loan?

Yes No

Save and continue



Maintenance


You must show that you have enough money to cover your course fees and living costs. [Read the guidance document](#) to find out how much money you need to show and what documents you can use as evidence.

Are all of the maintenance funds required for this application in a bank account with your name on it?

Yes

No

Save and continue



Add Additional Information

If you needed to add more information about your application but were not able to, you can write it here.

If there is no further information you want to add, click the 'Save and continue' button.

Add further details:

Maximum of 1,000 characters

Save and continue



Check your application

- Review all sections of your application
- Pay particular attention to your personal details, passport number and your CAS number

Check your answers



Documents

Mandatory documents

These documents are mandatory and you must provide them as part of your application. Tick the box to agree that you will provide each document:

The passport or travel document for Michelle Thompson from China

Other documents

If you do not provide these documents, your application may be delayed or refused.

If you provided any qualification evidence to your sponsor for them to issue your CAS, you must submit this evidence (including translations). For example, you might have sent your sponsor your certificate of qualification or transcript of results.

After you submit your application, you must provide your documents to our commercial partner. You can provide your documents by:

- uploading copies of your documents yourself through our commercial partner's website, free of charge
- taking your documents (originals or copies) to your appointment where our commercial partner will scan them for you, for a fee

If you choose to pay for the assisted scanning service, all documents (originals or copies) need to be A4 size or you may be charged to make them suitable for scanning.

If we require passports, you must take the originals to your appointment. If you have self-uploaded copies on our commercial partner's website you must still take your original passports, but will not be charged for scanning.

Tuberculosis test results

You may need to be tested for tuberculosis (TB). If your test shows that you do not have TB, you will be given a certificate which is valid for 6 months from the date of your x-ray. Include this certificate with your UK visa application. [Check](#) if you need to get tested.

Save and continue



Conditions

If your application is successful, there will be conditions on your visa or leave to remain. This will include, for example, whether you are able to work in the UK.

If you stay in the UK without permission:

- You can be detained
- You can be prosecuted, fined and imprisoned
- You can be removed and banned from returning to the UK
- You will not be allowed to work
- You will not be able to rent a home
- You will not be able to claim any benefits and can be prosecuted if you try to
- You can be charged by the NHS for medical treatment
- You can be denied access to a bank account
- DVLA can prevent you from driving by taking away your driving licence

I confirm that I understand and accept these conditions

Save and continue



Declaration

I agree to the [terms and conditions](#).

I understand that if false information is given, the application can be refused and I may be prosecuted, and, if I am the applicant, I may be banned from the UK.

I confirm that:

- I am the applicant aged 18 or over
- I am the applicant aged under 18
- I am the parent or legal guardian of the applicant who is aged under 18 and completing and submitting the form on their behalf
- I am submitting the form on behalf of the applicant

I accept the above



Paying for your application and IHS

- You will be required to pay your IHS charges after you have submitted your application

You must pay your Immigration Health Surcharge (IHS) before you can complete your visa application. You will pay your IHS on another website, then return to this site to complete and pay for your application.

If you are exempt, you will still need to get a reference number from the IHS website.

Your IHS reference number will automatically be included on your application once you pay and return to this site.



Your answers will be locked when you go to the IHS website, even if you do not pay your IHS straight away. If you need to make any changes to your answers you must do so now.

[Check your answers](#)

Go to IHS website

Save and continue



What happens next?

- Once your application is successfully submitted you will need to arrange an appointment date at your local VAC
- Attend your appointment and give your biometric data
- Await a decision



How to contact us

- Via the Student Help page of the University website:
- istpessional@contacts.bham.ac.uk

Thank you for your attention.

